

# Welcome to Swainswood Leisure Park & Spa

We hope you enjoy your stay

This folder contains information that we hope you  
will find useful during your stay

Site Contact Number:  
07842 244420

The Spa  
07554 927746

Maintenance  
07983 266 721

*Please Note: Reception is manned during Check-In and Check-Out only*

# Site Map



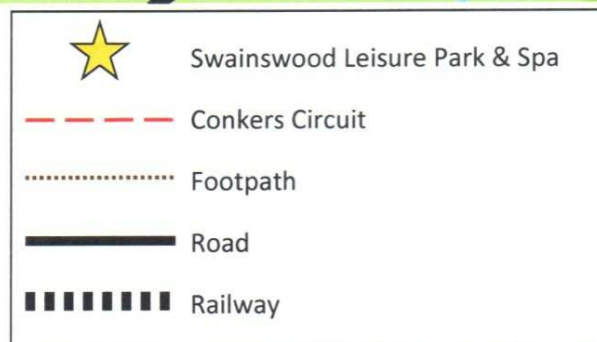
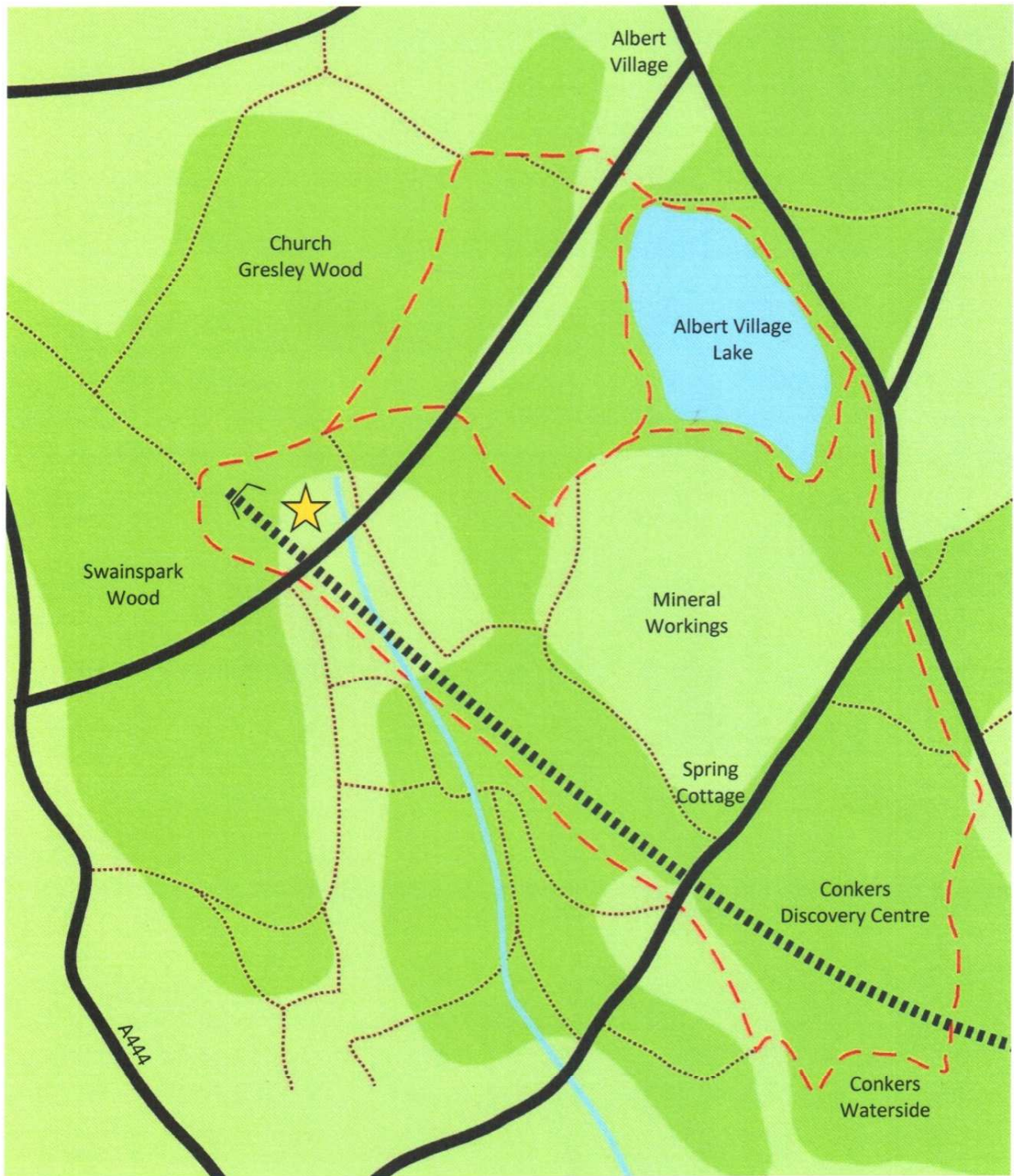
↑ Please observe the one way system



07554 927746

◆ Refuse Bins

◆ Gate exit keypad





# General Information & Guidelines

**Our aim is for everyone to have a safe, relaxing, peaceful stay at Swainswood, to ensure that everyone has the same experience we ask you to familiarise yourself with the following:**

## Fire Safety

- ☑ A fire extinguisher and a fire blanket are located in the kitchen area.
- ☑ Smoke alarms and carbon monoxide detectors are fitted for your safety and should not be disabled or covered.
- ☑ In the event of a fire, ensure everyone is evacuated from the lodge, ring 999 then contact the park staff on 07842 244420.
- ☑ The assembly point is located at the entrance to the park, adjacent to reception.
- ☑ Please familiarise yourself with the exits from your lodge, the various doors and their operation, to ensure a speedy evacuation should the need arise.
- ☑ Please ensure that all door keys are left in place, to ensure a speedy evacuation should the need arise.
- ☑ For safety reasons it is extremely important that Park staff are informed of any changes in the occupancy numbers in your lodge.

## Decking

- ☑ Please take care, decking may become slippery when wet and icy in cold conditions.

## Visitors

- ☑ You are welcome to have visitors on site during your stay. Please note the following points.
- ☑ We ask that visitors do not arrive on site before 10am and should leave site by 10pm at the latest.
- ☑ It is your responsibility to ensure that any visitors observe our guidelines and T&C's.

## Smoking

- ☑ **Smoking is not permitted inside any of the lodges.**
- ☑ **You are asked to dispose of cigarette ends responsibly if you smoke outside.**
- ☑ **Any guest found littering the park with cigarette ends will forfeit £50 of their security bond.**

## Hot Water System

- ☑ Please note, to fill the bath or take a shower you must run the hot water slowly and allow the boiler time to adjust. Once the water is running hot you may alter the flow to suit your own needs.

## **Sundries**

☑ Your lodge has been supplied with basics to get you started, tea, coffee, sugar, milk, toilet roll, washing up liquid, a sponge, a cloth and dishwasher tablets. These will be adequate for most short stays but you are advised to obtain your own supplies should you need more.

## **Minimum Noise Policy**

☑ For the enjoyment of all guests we operate a minimum noise policy and ask that you respect your neighbours by not playing loud music, screaming, shouting, etc.

## **Waste Disposal**

- ☑ Bin locations are shown on the site map, page 1.
- ☑ All rubbish, including bottles, must be placed in the bins.
- ☑ We are unable to offer separate recycling facilities on site at the moment.
- ☑ Please do not leave rubbish bags outside your lodge, the local wildlife will open them and scatter the contents.

## **BBQ's**

☑ BBQ's are not permitted due to health and safety regulations

## **Cashpoint**

☑ The nearest Cashpoint is located at the Co-op on Burton Road, DE12 6JJ.

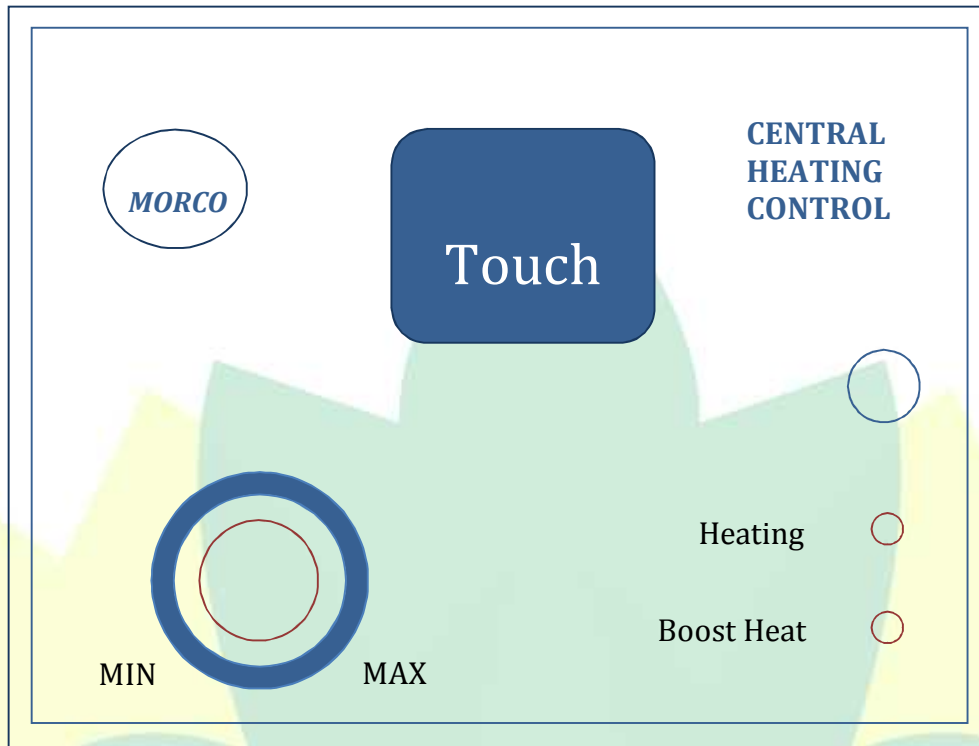
## **Wifi**

☑ Park Wifi, no charge, no password. Free.

## **Departure**

- ☑ Sadly all good things must come to an end and all lodges should be vacated promptly by 10.00am on your day of departure.
- ☑ We ask that you remove all rubbish & food and clean all dishes & cutlery before you leave. Waste bin locations are shown on the site map, page 1.
- ☑ If you have left a cash deposit please ring 07842 244420 so that staff can check your lodge and return your deposit.
- ☑ If reception is not manned please leave your key in the post box adjacent to the reception door.

# Central Heating Controls



The heating system in this home is pre-set at a comfortable temperature. The Touch thermostat will maintain this level.

You may boost the temperature for 2 hours by pressing the 'Touch' panel. The green 'Boost Heat' LED will light to indicate that the boiler is operating.

You may adjust the 'Boost' temperature with the dial on the panel.

The red 'Heating' LED indicates that the boiler is heating the room. Once the room reaches temperature the red light will go out.

Any time you wish to boost the room temperature please press the 'Touch' panel again.

***Please note: once the set temperature is reached the 'Boost' will not operate.***

## **Things to See & Do**

With so many things to see and do in the area Swainswood makes the perfect base. It would be impossible to list everything, but here are some ideas for the whole family to get you started.

***Jungle Madness*** (DE12 7PY, 01530 272203, approx 1 mile)

*Let the children enjoy themselves in the soft play area, which includes a 3 storey climbing structure with a slide, ball pit, spiders catch, sky glide and much more. They have a separate toddler area designed for the under 5's and a bouncy castle and ride on trikes for the older children. By providing bouncers, hip hop and bop and much more, they cater for children under 12 months old.*

***Conkers*** (DE12 6JA, 01283 216633, approx 2 miles)

*Adventures in the forest. Explore over 120 acres including the 13 piece assault course, adventure play area, barefoot walk and train linking the Discovery and Waterside Centres. Indoors discover the Enchanted Forest Adventure Play Zone, over 100 interactive exhibits, cafes and gift shop.*

***Swadlincote Ski & Snowboard Centre*** (DE11 8LP, 01283 217200, approx 2 miles)

*A large leisure facility and dry ski slope providing Skiing, Snowboarding, Toboggan and Sno-Tubing with a fully licensed bar and restaurant. Kids must be over 4 to take part in activities.*

***Green Bank Leisure Centre*** (DE11 0AD, 01283 216269, approx 2 miles)

*25m main swimming pool, trainer pool, fitness suite, sauna, squash courts, bar & cafe, crèche.*

***Rosliston Forestry Centre*** (DE12 8JX, 01283 563483, approx 4 miles)

*Discover a woodland wonderland full of natural wildlife. From quiet walks to action-packed family fun with laser tag and adventure play, uncover nature at its best.*

***Beehive Farm Woodland Lake*** (DE12 8HZ, 01283 763981, approx 4 miles)

*Beehive Farm Woodland Lakes offers visitors lots of fun ways to enjoy a very special corner of the New National Forest. They have over 66 acres of emerging young woodland to explore with thriving wildlife, fishing lakes and a family-friendly animal farm.*

***Ashby de la Zouch Castle*** (LE65 1BR, 01530 413343, approx 4 miles)

*A Royalist stronghold during the Civil War, the castle finally fell to Parliament in 1646, and was then made unusable. An underground passage from the kitchen to the tower can still be explored today.*

***Ashby de la Zouch Museum*** (LE65 1HU, 01530 560090, approx 4 miles)

*Local history museum with special events for families and children. Open all the year round with interesting exhibitions, models and children's activity sheets. Specially designed hands-on activities available.*

***Twycross Zoo*** (CV9 3PX, 0844 4741777, approx 5 miles)

*Set in 80 acres of parkland and known worldwide for its apes and monkeys this conservation centre breeds endangered species. Meet around 650 animals from almost 150 species, including some of the most endangered on our planet. Make sure you see*

*the Penguins at feeding time and check out the Lemur Walk-through enclosure, the Amur leopard exhibit, a Sri Lankan themed elephant walkway, Himalayan-themed snow leopard exhibit, and much more.*

***Battlefield Railway Line*** (CV13 6NW, 01827 881249, approx 6 miles)

*The Battlefield Line is the last remaining part of the former Ashby and Nuneaton Joint Railway which was opened in 1873. This remarkable railway captures the very essence of a country line, with steam, diesel and railcar train services along with small stations meandering along a single track line. It really does convey something of the feeling and atmosphere of heady days past.*

***Heath Manor House*** (LE67 2FW, 01530 831259, approx 7 miles)

*Step back in time and experience how people really lived in Medieval, Tudor and Stuart times in this preserved manor house which dates back to 1280.*

***Pooley Country Park*** (B78 1JA, 01827 897438, approx 7 miles)

*Large park with canal-side patio cafe, adventure playgrounds, picnicking, walks and fishing opportunities.*

***Shobnall Leisure Complex*** (DE14 2BB, 01283 508180, approx 7 miles)

*Large children's play area, skatepark and the Turtle Beach Paddling Pool both for under 12s. Set in a large area of attractive parkland the area is ideal for picnics and walks.*

***Bosworth Water Trust*** (CV13 6PD, 01455 291876, approx 8 miles)

*Experience the seaside inland on the golden sands of our man-made beach. It's the ideal place to relax, go paddling or build sandcastles. Looking for adventure? Let the kids go wild in our pirate adventure playground or hire some boating equipment and take them out on the water.*

***Tamworth Snow Dome*** (B79 7ND, 08448 000011, approx 9 miles)

*Lots of activities for the whole family. Family friendly ice skating with many varying session types to suit all comers. A real indoor ski slope with 170m ski run offering a wide variety of skiing and snowboarding lessons. Tobogganing on real snow, in steerable toboggans exclusive to the SnowDome. Swimming at the SnowDome is great fun for all ages! With the 25 metre pool, junior pool and toddler pool... plus the fantastic family flume and inflatable sessions.*

***National Forest Adventure Farm*** (DE13 9SJ, 01283 533933, approx 9 miles)

*The farm is open all year round offering exciting indoor play, outdoor play and farm animals. The adventure farm hosts many events throughout the year, including one of the largest Maize Mazes in Europe.*

***Tenpin Derby*** (DE23 8AG, 0871 2223675, approx 13 miles)

*The bowling centre is located in the Foresters Leisure Park near Osmaston Park. We have 26 modern fully computerised lanes, American Pool tables, Amusement Arcades all catered towards families and kids. There is also the Beach Road Cafe Bar for some delicious meal and snack options!*

***Rollerworld of Derby*** (DE21 4AW, 01332345828, approx 16 miles)

*The biggest maple floored rink in the UK with capacity for up to 3000, 2 skating rinks, a cafe and a licensed bar - with Family Nights and Learn to Skate sessions. One of the many fun family places to visit if you're looking for the best things to do in Derbyshire with kids.*



## **If it's a little retail therapy you're looking for you couldn't have a better base than Swainswood**

### ***Burton upon Trent (approx 6 miles)***

As well as two fully enclosed shopping centres, **Coopers Square & The Octagon**, Burton upon Trent town centre has a large pedestrianised area. You'll find well known High street names alongside independent specialist shops. **The Outdoor Market** is open every Thursday, Friday and Saturday in Station Street.

### ***Leicester (approx 23 miles)***

Leicester offers a unique shopping experience with many boutiques, specialist stores and markets as well as all the High street names you would expect to see. Enjoy the ultimate shopping experience of **Highcross** in the heart of the city centre – with some of the biggest names all under one roof. The **Haymarket Shopping Centre** has a great mix of affordable fashion stores. **The Lanes, St. Martins Square and Arcades** have a treasure trove of tucked-away emporiums and niche stores to lose yourself in. Plus award-winning bars and delis, Michelin-rated restaurants and quaint traditional tea rooms. **Leicester Market** is Europe's largest covered market. Selling fresh food, fabrics, plants, computer games, homewares and more.

### ***Nottingham (approx 30 miles)***

Nottingham City Centre is packed full of big brands, great choice and unique independent retailers. It's got everything you would expect from one of the UK's largest city's. **Broadmarsh Shopping Centre** has a choice of over 60 stores with everything from high street names like Argos, BHS, Boots and Dorothy Perkins to local independent stores and cafes. **The Victoria Centre** has 120 shops and stores all under one roof, including John Lewis, House of Fraser, Boots, Topshop and Next. There are a wide selection of cafes and food stalls, perfect for when you need to take a break. **The Exchange** is Nottingham's most exclusive speciality shopping venue, with 20 stores providing an unrivalled mix of fashion boutiques and lifestyle retail.

### ***Birmingham (approx 30 miles)***

Birmingham is a shopper's paradise. Whether you seek head-turning chic or eye-catching value it's all here. From Harvey Nichols to Selfridges, to the welcoming mix of centres, our historic markets or the world-famous Jewellery Quarter, the shops in Birmingham offer you everything you could ever want in an attractive and compact space with plenty of great café bars and restaurants to keep you going. Michelin starred restaurants, stylish eateries, world cuisine, street dining, the world famous **Balti Triangle**, China Town, farmers' markets, sweet delights, locally sourced produce – lick your lips and get stuck in!

### ***Derby (approx 19 miles)***

Derby has the majority of the major chains of shops including Debenhams, Next, HMV, Boots etc as well as many bars, cafes, restaurants and individual shops. **intuDerby** is rated as the "Top Shopping Destination in the East Midlands" for its stunning architecture, breadth of retailers and a fantastic Eat Central - Intu Derby attracts 25 million shoppers every year. With over 190 stores, dozens of restaurants and cafes and a

*spectacular Cinema de Lux, shopping breaks in Derby are hugely popular. Featuring brands such as Apricot, Lacoste, Monsoon, Phase Eight and Superdry.*

## Useful Contacts

**In the event of any emergency requiring Ambulance, Fire or Police services dial 999 for immediate assistance**

Site Contact Number ..... 07842 244420

The Spa .....07554 927746

Tourist Information Swadlincote ..... 01283 222848

Tourist Information Ashby de la Zouch .....01530 411767

**Accident & Emergency ..... 01283 566333**

Queens Hospital  
Belvedere Road  
Burton-on-Trent  
DE13 0RB

Derbyshire Constabulary (Non Emergency).....0345 1233333

NHS Direct ..... 0845 4647

### **Doctor**

**Heartwood Medical Centre ..... 01283 818100**

Swadlincote Health Centre  
Civic Way  
Swadlincote  
DE11 0AE

### **Dentist**

**Swadlincote Dental Practice ..... 01283 219221**

Blueberry Worx  
Blueberry Way  
Woodville  
Swadlincote  
DE11 7GX

## Local Pharmacies

**Boots** .....01283 216795

15-17 High Street  
Swadlincote  
DE11 8JE

**Sainsbury's Supermarket** ..... 01283 226792

Civic Way  
Swadlincote  
DE11 0AD

## Taxis & Private Hire

Alpha Taxis & Minibuses..... 01283 225184

Alliance cars ..... 01283 229933

Bloors Private Hire .....01283 550505

Keith's Private Hire .....01283 222918

LA Cars ..... 01283 222454

PJ's ..... 01283 552662

## Dry Cleaners

Morrisons ..... 01283 200586

Coppice side  
Swadlincote  
DE11 9AA

## Florist

Petals in the Forest ..... 01283 212050

## SUPERMARKETS

### **Co-Op Convenience** *(1 mile)*

67 Burton Road  
Overseal  
DE12 6JJ  
01283 763782  
**CASH POINT**

#### **Normal Opening Times**

Monday 07:00 21:30  
Tuesday 07:00 21:30  
Wednesday 07:00 21:30  
Thursday 07:00 21:30  
Friday 07:00 21:30  
Saturday 07:00 21:30  
Sunday 08:00 21:30

### **Aldi** *(1.5 miles)*

Hepworth Retail Park  
The Pipeworks  
Swadlincote  
DE11 8JU

#### **Normal Opening Times**

Monday 08:00 21:00  
Tuesday 08:00 21:00  
Wednesday 08:00 21:00  
Thursday 08:00 21:00  
Friday 08:00 21:00  
Saturday 08:00 21:00  
Sunday 10:00 16:00

### **Morrisons** *(1.5 miles)*

Coppice Side  
Swadlincote  
DE11 9AA  
01283 200586  
**CASH POINT**

#### **Normal Opening Times**

Monday 08:00 21:00  
Tuesday 08:00 21:00  
Wednesday 08:00 21:00  
Thursday 08:00 21:00  
Friday 08:00 21:00  
Saturday 08:00 21:00  
Sunday 10:00 16:00

### **Sainsburys** *(2 miles)*

Civic Way  
Swadlincote  
DE11 0AD  
01283 226792  
**CASH POINT**

#### **Normal Opening Times**

Monday 08:00 22:00  
Tuesday 08:00 22:00  
Wednesday 08:00 22:00  
Thursday 08:00 22:00  
Friday 08:00 22:00  
Saturday 08:00 22:00  
Sunday 10:00 18:00



## TAKE-AWAY'S

### **Admiral Fish and Chips** (1.2 miles)

5 Main Street  
Overseal  
Swadlincote  
01283 763 403

Fish & Chips  
Pies  
Burgers  
Fried Chicken  
Donner

### **DiaLaPizza** (2.1 miles)

1 Delph Centre  
Market Street  
Swadlincote (*Behind bus car park*)  
01283 550056

Pizza  
Burgers  
Mexican  
Salads  
Chicken  
Pasta  
Spuds  
Desserts  
Delivery Service (a small charge)

### **Domino's Pizza** (2.4 miles)

Swadlincote  
DE11 8JU  
01283 222214

Pizza  
Sides  
Desserts  
Drinks  
Delivery Service (a small charge)

### **Spice Touch** (2 miles)

Unit 4, Glamorgan Way  
Church Gresley  
DE11 9JT  
01283 226552

Indian Cuisine  
Delivery Service (a small charge)

### **Golden Dragon** (2 miles)

50 Alexandra Road  
Swadlincote  
DE11 9AZ  
01283 550511

Chinese, Cantonese  
& English Cuisine  
Delivery Service (a small charge)

### **Fortune Garden** (2.3 miles)

75 High Street  
Swadlincote  
DE11 8JA  
01283 551128

Peking, Thai  
& English Cuisine  
Delivery Service (a small charge)

## RESTAURANTS

### **Prezzo** *(1.5 miles)*

The Pipeworks  
Coppice Side  
Swadlincote  
DE11 9FQ  
01283 552895



### **Turpins Bar & Grill** *(1.5 miles)*

29 Main Road  
Twycross  
Atherstone  
CV9 3PL  
01827 880111



### **Cricketts Inn** *(3 miles)*

Burton Road  
Acresford  
DE12 8AP  
01283 760359



### **The Vine** *(5.5 miles)*

12 Bath Street  
Ashby de la Zouch  
LE65 2FH  
01530 411116



### **Pascal at the old Vicarage** *(7 miles)*

2 Main Street, Branston  
Burton upon Trent  
DE14 3EX  
01283 533222



## LOCAL PUBS

### **Mushroom Hall**

Main Street  
Swadlincote  
01283 217 464

### **Robin Hood**

1 Burton Road  
Overseal, Swadlincote  
DE12 6LQ  
01283 760 252

### **The Gate Inn**

49 Woodland Road  
Stanton, Burton on Trent  
DE15 9TH  
01283 480 441

### **Hicks Lodge Cycle Centre**

Willesley Woodside  
Ashby-de-la-Zouch  
LE65 2UP  
01530 274 533

## LOCAL CHURCHES

### **Saint Matthews Anglican And Methodist Church**

3 Burton Road  
Overseal, Swadlincote  
DE12 6LQ

### **Overseal Baptist Church**

7 Burton Road  
Overseal, Swadlincote  
DE12 6LQ

# Hot Tub Information & Guidelines

Date \_\_\_\_\_ Lodge Number \_\_\_\_\_

## Arrival Day

☑ \_All our hot tubs are drained, cleaned and refilled before new guests arrive. Due to this your tub may not be up to temperature. Please be patient, it will heat up at approximately 1-3 degrees an hour, depending on the outside temperature. There is no way to speed up this process and 'random' button pressing will only slow it down or stop it completely.

## Daily Operation

☑ \_It is important that you do not switch your hot tub off, this is to ensure that the temperature and quality of the water are maintained to the required standard.

☑ \_Where one is fitted, please avoid pressing the standby button, you may inadvertently switch your tub off.

☑ \_Our tubs normally operate at a temperature between 38o & 40o.

☑ \_Please note your tub cannot operate correctly if the water level drops too far.

☑ \_Your hot tub will be checked by staff daily to ensure the correct settings, water balance and water level. It would be greatly appreciated if you could ensure that you are wearing appropriate swimwear in the tub to avoid embarrassment.

☑ \_Whilst we do not operate a 'tub curfew' at Swainswood Park we do insist that if you are using your tub late at night or early in the morning you respect your neighbours by keeping noise to a minimum. We reserve the right to limit tub use if other guests are being disturbed.

## Please sign below to confirm that you understand:

1. That to ensure the quality of water and use of your hot tub for the entire length of your stay you must follow the Hot Tub Guidelines (formed by this document and the Hot Tub Do's & Don'ts.)

*(copies of both are in the lodge handbook, extra copies are available on request)*

2. That it is your responsibility to ensure that your entire party is aware of the Guidelines.


3. That Swainswood Park will not accept liability for any accident, injury, illness or fatality arising from use of the hot tub.

**Signed Lodge Copy**

**Print Name Lodge Copy**



Most of your Tubs operations are automatic and it will follow a pre-programmed filter cycle



Jets

Light

Most of the 'jets' have two speeds which can be selected by pressing button 1.



Jets

Light



Jets

Light



Jets

Light

Please note: the jets will not turn off after the tub has been in use, this is normal and once the Tub has finished its programmed task they will stop.

You can switch on the LED light inside the Tub by pressing the light button.



Jets

Light

# To ensure you can enjoy your Hot Tub for the entire length of your stay please read the following guidelines

## DO's

**☐ Take care when entering or exiting the Tub,** decking can become extremely slippery when wet.

**☐ Shower before using your Tub.** This will remove oils, creams, lotions, make up, tans etc. **Which will seriously affect the water quality if not removed.**

**☐ Supervise children** in the area of the Tub at all times.

**☐ Use the toilet** before entering your Tub. **Not leaving the Tub to use the toilet will seriously affect the water quality.**

**☐ Respect your neighbours** by keeping noise to a minimum, particularly late at night & in the early morning. Due to the noise of the Tub you won't realise how loud you are.

**☐ Limit your time in the Hot Tub** to a maximum of 20 minutes at a time. Extended use can cause dizziness. The hot tub contains a recommended dose of bromine, which is sufficient to sanitise the water. Please be aware that the skin of some people and children can be sensitive to the chemicals used in the hot tub.

**☐ Consult your GP** before using the Tub if you are pregnant, suffering from any form of heart disease, circulation problems or any serious illness.

**☐ Replace the lid** after use.

**☐ Contact the park staff** if you have any concerns or problems with your Tub.

# We reserve the right to limit tub use if the guidelines are not followed.

## DON'TS

**[?] Don't add anything to the Tub.** Bubble bath, shampoo, gels, soaps, oils, salts, etc. **can seriously affect the water quality & damage the filter system and will result in a cleaning charge of up to £100.**

**[?] Don't use the Tub** after a heavy meal or while under the influence of alcohol.

**[?] Don't use the Tub** while using or after using any drug that may cause drowsiness, sleepiness or raise/lower your blood pressure.

**[?] Don't allow children** under the age of four to use the Tub.

**[?] Don't immerse your head** or swallow the water. This can increase the risk of infection.

**[?] Don't place candles on the tub.** Candle wax can damage the filter system.

**[?] Don't rest glasses on or near the tub.** Broken glass is almost invisible under water. Any broken glass found in the vicinity of the Tub will result in your Tub being drained to check for glass.

**[?] Don't use any electrical** equipment in the vicinity of the Tub.

**[?] Don't sit, stand or lie on the Tub lid,** they are not very strong and a replacement will cost you £400 and yes that includes sunbathing.



# CONKERS Circuit

## Discovery



The CONKERS Circuit is part of the Heart of the National Forest Foundation's vision for a 1,000 acre woodland park being created around CONKERS, the family attraction at the heart of the National Forest.

It is a circular route ideal for all users and ages including walkers, cyclists and, in part, horse riders. It is easy to follow using the special CONKERS Circuit markers, has only gentle gradients in places and includes selected loops for people wanting a shorter stroll.

The Circuit is perfect for all types of exercise – be it a gentle cycle ride, a family walk, a wildlife ramble, a healthy run or a daily jog. It enjoys many features from spectacular views to bird spotting sites, newly planted woods to peaceful trails. It offers the ideal opportunity for getting outdoors and exploring the National Forest and has many different attractions along its way.

These include: CONKERS Waterwise and Discovery, Sarah's Wood, the National Forest Youth Hostel, Albert Village Lake and Woodlands, Thomas Prince of Wales Memorial Woodland, Church's Garsley Wood and Moira Furnace.

The CONKERS Circuit joins the Southern National Cycle Network which passes close to CONKERS and links to the Abbey Woods Heritage Trail running to the village of Mordant.

We hope you enjoy using the CONKERS Circuit.



Blue Route - (4½ miles)  
Orange Route - (3¾ miles)  
Red Route - (1½ mile) easy gradients  
Pink Route - Swadlincote link



For more information on The National Forest visit [www.thenationalforest.org](http://www.thenationalforest.org) or contact:  
National Forest Company  
Address: Bath Yard, Moira, Swadlincote, Derbyshire, DE12 6BA  
Tel: 01293 531 211  
Email: [enquiries@nationalforest.org](mailto:enquiries@nationalforest.org)



The CONKERS Circuit has been created by the charity, the Heart of the National Forest Foundation, with the support of:  
East Midlands Development Agency, Leicester City Economic Partnership, the National Forest Company, Derbyshire County Council, Derby and Derbyshire Economic Partnership, Enniskerry Johnson Limited, the Most Elkington Charitable Trust and Midlands Co-operative Society.  
For information go to CONKERS [www.conkers.com](http://www.conkers.com)